

TIPS FOR YOUR VIDEO VISITS

MY *Chart*

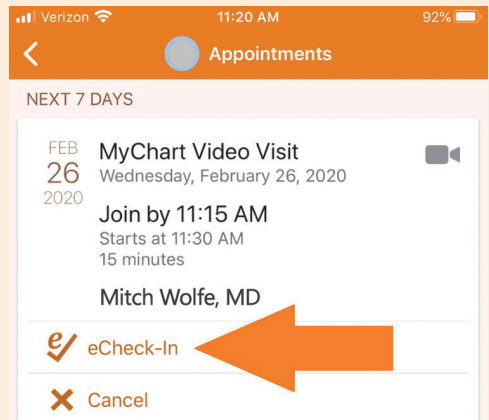


Before you begin: ensure that the app/browser has access to your camera and microphone. If you're using a computer, be sure to use the Chrome browser and allow pop-ups.

Complete eCheck-in

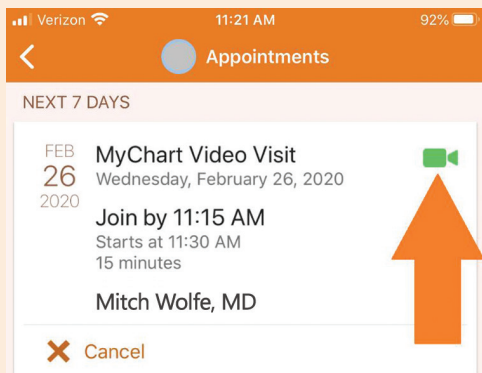


1. Select **Visits** from the main screen of the MyChart app

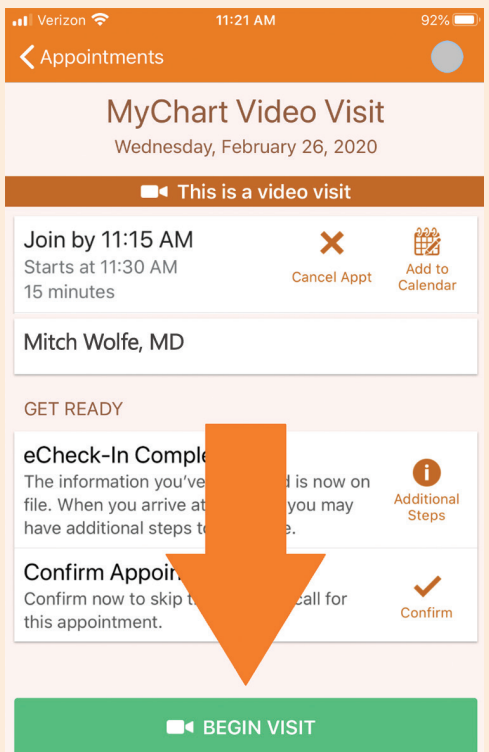


2. Select **eCheck-In** and complete all steps to ensure your information is up to date

Join Your Video Visit



1. Select the **Camera** from the **Appointments** screen



2. Select **Begin Visit** to launch the video window